

WELCOME TO YEAR 5

Curie : Ben



TLAs: Suheer, Dudley, Eliza

WELCOME TO YEAR 5

We will discuss:

- Curriculum
- Homework
- PE
- Lunches
- Communication
- Questions

Year 5 Example Timetable

	8:50 – 9:10	9:10 – 10:10	10:10 – 10:45	10:45 – 11	11:00 – 1.00		1:00 – 2:00	2:00 – 2:20		2:20- 3:20	3:20 – 3:30
M	Team Time	English	Reading	B R E A K	Maths	RE	L U N C H	PSHE	Art	Class Book	
T	Spelling Check	English	Reading		Maths	PE Middle Hall		Maths Fluency	Computing	Class Book	
W	Music Assembly	English	Reading		Maths	PPA Chess		PPA Music	2.45 – 3.30pm PPA Spanish	Class Book	
T H	SLT Assembly	English	PE: fitness Top Hall		Maths	Reading		Science		Class Book	
F R	SC Meeting / Sharing Assembly	Humanities			Maths	Reading		Spelling/Handwriting	Class Book	2:30 Home Time	

Year 5 Curriculum

Changes in Britain from the Stone Age to Iron Age



Autumn

Enquiry & Fieldwork - Our Changing World



Spring

International Trade



Summer

Autumn Term

Changes in Britain from the Stone Age to the Iron Age



Vikings and Anglo Saxons



WOW Trip: Stone Age Workshop: Hackney Museum



Pupils will spend a day in the life of a person in Stone Age Hackney and learn about the food eaten and tools used. They will see some Stone Age artefacts such as a fossilised mammoth tooth and consider how much Hackney has changed.

Science

Animals including humans
The changes in humans from birth to old age
Living things and their habitat
Animal and plant life cycles

History

Changes in Britain from the Stone Age to the Iron Age:
How did life change for humans from the Stone Age to the Iron Age and how do we know?

Computing

Great Occupation - Stone Age/ Viking themed Scratch Maze game

Art

Drawing
Cave drawings, Graffiti
Artists
Basquiat, Cy Twombly, Banksy

PE and Games

Hockey and Ball skills



RE

Buddhism – What did the Buddha teach about living a better life?
Islam – What happened to Islam in the Middle Ages?

DT

Structures and Woodwork:
To design a Viking long boat



PSHE and Citizenship

Law and order

RSE: Puberty
Changes to male and females

Music

Focus on Notation and score reading

Living on a prayer :
Rock Music

Spanish

Food and drink: What do I like/don't like and why.
Breakfast time
Types of music and instruments: I play or would like to play; writing a rap; learning to sing La Bamba.

Themed Weeks

Maths Week
WB 19th September
Black History
WB Monday 3rd October – 31st October 2022
Kindness (Anti-bullying) Week
WB 14th November

Dress Up Days


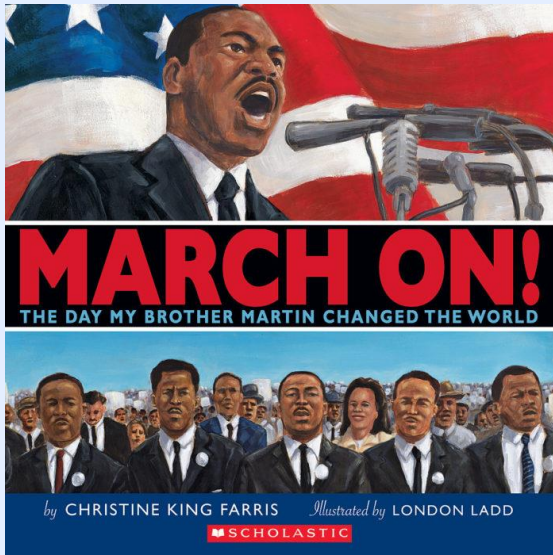


Maths Rock Star Dress Up
Friday 23rd September
Wear Red for Show Racism the Red Card
Friday 21st October
Odd Socks Day
Monday 14th November
Children in Need – Pyjamas
Friday 18th November









Other Dates to Remember

Year 5 Welcome Meeting
Thursday 22nd September 4pm
Individual Photo Day
Tuesday 20th September
INSET Day
Monday 31st October
Parent's Evening
Tues 15th and Wed 16th November
Christmas Fair
Friday 9th December

English

Reading, Writing & SPaG



Destination Reader 	
Predicting  <ul style="list-style-type: none"> I wonder if I predict I think that I bet that I imagine I think * will happen I think I will learn I think it will be set out The next part will be about 	Inferring  <ul style="list-style-type: none"> The word * tells me The part * tells me This makes me think that I think this character because I think the setting is I think the mood is I think the writer's viewpoint is I think this character's viewpoint is
Asking questions  <ul style="list-style-type: none"> Who What When Where I wonder Why How What if Why do you think How do you think How do we know 	Evaluating  <p>Language</p> <ul style="list-style-type: none"> The word/phrase * works well because I like the way the author uses * it makes me think about I think it would have read better if It's very clever the way the author uses * because The sentence * has high impact because <p>Organisation</p> <ul style="list-style-type: none"> The text is organised well because The presentation helps the reader because The structure could be improved by
Clarifying  <ul style="list-style-type: none"> I think that means I didn't understand What does * mean? I need to reread this part because * is a tricky word so I I didn't understand * so I Let's reread because it didn't make sense. 	Making connections  <p>Text to self:</p> <ul style="list-style-type: none"> I know about this because I I've been to / seen I saw a programme about this I can identify with this character because <p>Text to text:</p> <ul style="list-style-type: none"> I think this book is a * (genre) book because This reminds me of * because This is similar to * because This character is similar to * because <p>Text to world:</p> <ul style="list-style-type: none"> This links to This is because
Summarising  <ul style="list-style-type: none"> The key idea is The most important ideas are * and I know that because This part is about The headline would be In 10 words The main theme is 	Learning Behaviours <ul style="list-style-type: none"> ❖ Support and actively listen to others ❖ Discuss and explain our ideas ❖ Take responsibility for your own and your group's learning.

Maths – Year 5 Overview



	Week 1	Week 2	Week 3	Week 4	Week 5	Week 6	Week 7	Week 8	Week 9	Week 10	Week 11	Week 12
Autumn	Number Place value			Number Addition and subtraction		Number Multiplication and division A			Number Fractions A			
Spring	Number Multiplication and division B			Number Fractions B		Number Decimals and percentages			Measurement Perimeter and area		Statistics	
Summer	Geometry Shape			Geometry Position and direction		Number Decimals			Number Negative numbers	Measurement Converting units		Measurement Volume

Maths

Small steps

Step 1

Roman numerals to 1,000

Step 2

Numbers to 10,000

Step 3

Numbers to 100,000

Step 4

Numbers to 1,000,000

Step 5

Read and write numbers to 1,000,000

Step 6

Powers of 10

Step 7

10/100/1,000/10,000/100,000 more or less

Step 8

Partition numbers to 1,000,000

End of Y4 Expectation

Maths

<p>1x</p> <p>1 × 1 = 1 2 × 1 = 2 3 × 1 = 3 4 × 1 = 4 5 × 1 = 5 6 × 1 = 6 7 × 1 = 7 8 × 1 = 8 9 × 1 = 9 10 × 1 = 10 11 × 1 = 11 12 × 1 = 12</p>	<p>2x</p> <p>1 × 2 = 2 2 × 2 = 4 3 × 2 = 6 4 × 2 = 8 5 × 2 = 10 6 × 2 = 12 7 × 2 = 14 8 × 2 = 16 9 × 2 = 18 10 × 2 = 20 11 × 2 = 22 12 × 2 = 24</p>	<p>3x</p> <p>1 × 3 = 3 2 × 3 = 6 3 × 3 = 9 4 × 3 = 12 5 × 3 = 15 6 × 3 = 18 7 × 3 = 21 8 × 3 = 24 9 × 3 = 27 10 × 3 = 30 11 × 3 = 33 12 × 3 = 36</p>	<p>4x</p> <p>1 × 4 = 4 2 × 4 = 8 3 × 4 = 12 4 × 4 = 16 5 × 4 = 20 6 × 4 = 24 7 × 4 = 28 8 × 4 = 32 9 × 4 = 36 10 × 4 = 40 11 × 4 = 44 12 × 4 = 48</p>
<p>5x</p> <p>1 × 5 = 5 2 × 5 = 10 3 × 5 = 15 4 × 5 = 20 5 × 5 = 25 6 × 5 = 30 7 × 5 = 35 8 × 5 = 40 9 × 5 = 45 10 × 5 = 50 11 × 5 = 55 12 × 5 = 60</p>	<p>6x</p> <p>1 × 6 = 6 2 × 6 = 12 3 × 6 = 18 4 × 6 = 24 5 × 6 = 30 6 × 6 = 36 7 × 6 = 42 8 × 6 = 48 9 × 6 = 54 10 × 6 = 60 11 × 6 = 66 12 × 6 = 72</p>	<p>7x</p> <p>1 × 7 = 7 2 × 7 = 14 3 × 7 = 21 4 × 7 = 28 5 × 7 = 35 6 × 7 = 42 7 × 7 = 49 8 × 7 = 56 9 × 7 = 63 10 × 7 = 70 11 × 7 = 77 12 × 7 = 84</p>	<p>8x</p> <p>1 × 8 = 8 2 × 8 = 16 3 × 8 = 24 4 × 8 = 32 5 × 8 = 40 6 × 8 = 48 7 × 8 = 56 8 × 8 = 64 9 × 8 = 72 10 × 8 = 80 11 × 8 = 88 12 × 8 = 96</p>
<p>9x</p> <p>1 × 9 = 9 2 × 9 = 18 3 × 9 = 27 4 × 9 = 36 5 × 9 = 45 6 × 9 = 54 7 × 9 = 63 8 × 9 = 72 9 × 9 = 81 10 × 9 = 90 11 × 9 = 99 12 × 9 = 108</p>	<p>10x</p> <p>1 × 10 = 10 2 × 10 = 20 3 × 10 = 30 4 × 10 = 40 5 × 10 = 50 6 × 10 = 60 7 × 10 = 70 8 × 10 = 80 9 × 10 = 90 10 × 10 = 100 11 × 10 = 110 12 × 10 = 120</p>	<p>11x</p> <p>1 × 11 = 11 2 × 11 = 22 3 × 11 = 33 4 × 11 = 44 5 × 11 = 55 6 × 11 = 66 7 × 11 = 77 8 × 11 = 88 9 × 11 = 99 10 × 11 = 110 11 × 11 = 121 12 × 11 = 132</p>	<p>12x</p> <p>1 × 12 = 12 2 × 12 = 24 3 × 12 = 36 4 × 12 = 48 5 × 12 = 60 6 × 12 = 72 7 × 12 = 84 8 × 12 = 96 9 × 12 = 108 10 × 12 = 120 11 × 12 = 132 12 × 12 = 144</p>

3x

1 × 3 = 3
2 × 3 = 6
3 × 3 = 9
4 × 3 = 12
5 × 3 = 15
6 × 3 = 18
7 × 3 = 21
8 × 3 = 24
9 × 3 = 27
10 × 3 = 30
11 × 3 = 33
12 × 3 = 36

6x

1 × 6 = 6
2 × 6 = 12
3 × 6 = 18
4 × 6 = 24
5 × 6 = 30
6 × 6 = 36
7 × 6 = 42
8 × 6 = 48
9 × 6 = 54
10 × 6 = 60
11 × 6 = 66
12 × 6 = 72


9x

1 × 9 = 9
2 × 9 = 18
3 × 9 = 27
4 × 9 = 36
5 × 9 = 45
6 × 9 = 54
7 × 9 = 63
8 × 9 = 72
9 × 9 = 81
10 × 9 = 90
11 × 9 = 99
12 × 9 = 108

TIMES TABLES
ROCKSTARS

Year 5

Homework



Reading

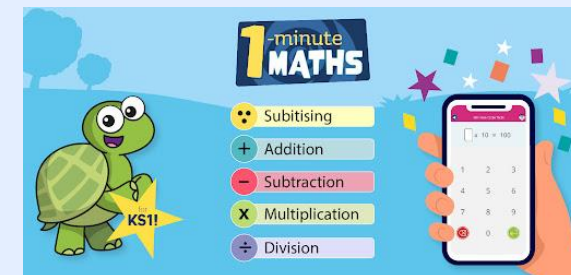


Children can read appropriate book levels on Oxford Owl. They will be able to choose reading books weekly.

Spelling

terrible	6	credible	7
legible	6	visible	6
sensible	7	edible	5
horrible	6	reversible	8
possible	6	responsible	10

Maths



Year 5 Homework

To be completed by the end of each term.

Home Learning Project

Changes in Britain from the Stone Age to Iron Age

It is up to you how you present your learning. You can have lots of mini projects across different areas or one main project to show your learning about an area of the history that interest you the most.

You have to be ready to present your learning to the whole class by the end of the Autumn Term!

Your homework should:

- Be representative of a term's work (at least 10 weeks)
- Explore lots of different ways of showing your learning (photos, video, computer presentation, posters)
- Involve different ways of finding information—remember to write this up alongside your project
- Be creative and imaginative
- Show that you have developed your own interests.

Possible Places to visit in person or online:

The Museum of London

The British Museum

Some Websites to explore:

<https://www.dkfindout.com/uk/history/stone-age/>

<https://www.bbc.com/bitesize/topics/z82hsbk>

<https://www.natgeokids.com/uk/discover/history/general-history/anglo-saxons/>

Due in:
Friday 11th
December
2022



Suggested ideas:

- Stone Age people built shelters to live in using materials they had gathered. Gather some natural materials and build a model shelter
- We know that the first recordings of art were Cave Art. Design a piece of cave art using materials of your choice. i.e. paint, chalk, crayon
- Write a story based in the Stone Age. Design a front and back cover for your story. Write the blurb on the back. Remember you will be the author
- Make up a quiz with facts about any of the periods of history. *Make sure you also have the answers!*
- Design and make a model of a Viking long boat
- Design your own (realistic!) Anglo Saxon coin. Look on http://www.bbc.co.uk/history/trail/conquest/wessex_kings/coins_intro.shtml for ideas and designs.
- Compare the differences between children growing up in the times of The Anglo Saxons and now
- Write a non-chronological report about the life of a person living in the times of The Anglo Saxons
- Create a presentation on what life was like in the era of Anglo Saxons
- Create a Maths code of your own similar to the runes developed by The Anglo Saxons. Create a collage of photos of your day out at the British Museum – what did you see and learn?

Remember that you are not expected to do everything!

Don't forget to go to the library!

Children will be invited to bring their project into school towards the end of term to share their learning.

PE Days and PE Kit

Curie Class has **PE** on:

➤ **TUESDAY**

➤ **THURSDAY**



Please ensure that your child comes to school wearing their PE kit on these days.


**PLEASE LABEL
ALL CLOTHING**

School Lunch



What's for lunch?

Week 2 12 th September	Meat FREE Monday	Tuesday	Wednesday	Thursday	Friday
Main Meal Vegetarian	Singapore Fried Noodles	Vegetarian Pie with Lentils	Vegetable Tagine	Pasta Pesto	Samosas
Main Meal Meat		Cottage Pie	Lamb Tagine	Pasta Bolognese Bake	Breaded Haddock
Accompaniment	Vegetable Spring Rolls		Harissa Couscous		Oven Chips
Hot Vegetable	Savoy Cabbage	Roasted Vegetables	Green Beans	Herbed Carrots	Garden peas
Table Salad/garnish	Prawn Crackers Sweet Chilli	Celery Sticks	Mixed Salad		
Bread			Flat Bread	Garlic Bread	
Dessert	Fruit, Yoghurt, Cheese & Biscuits	Fruit, Yoghurt, Cheese & Biscuits Courgette Sponge	Fruit, Yoghurt, Cheese & Biscuits	Fruit, Yoghurt, Cheese Biscuits Ice cream	Fruit, Yoghurt, Cheese & Biscuits




OR CHOOSE

Baked jacket potato with a choice of fillings.

Option One

Our hot meals are served with seasonal vegetables.
A selection of homemade breads.
Cold dessert of fresh fruit, natural or fruity yoghurt.
Fresh water



Activate Windows
Go to Settings to activate Windows

[Website:](#)
[School Lunch](#)

Menu available on website in 'Parent Information' section



Please book and pay for school lunch via **SCOPAY**

Important Dates

Themed Weeks

Maths Week

WB 19th September

Black History Month

WB 3rd October

Kindness Week

WB 14th November

Assessment Week

WB 27th November

Christmas Events

WB 12th December

Dress Up Days

Maths Rocks Stars

Friday 23rd September

Show Racism the Red Card

Friday 21st October

Odd Socks

Monday 14th November

Pyjamas (Children in Need)

Friday 18th November

Christmas Jumper Day

Friday 16th December



Other Dates to Remember

Individual Photo Day

Tuesday 20th September

INSET Day

Monday 31st October

Parent's Evening

Tues 15th and Wed 16th November


Christmas Fair

Friday 9th December

UKS2 Christmas Concert

Week Beg 12th December 2022

Communication



<http://www.millfields.hackney.sch.uk/>



Millfields Mag

FRIDAY 28TH JUNE 2019
VIERNES 28 DE JUNIO DE 2019

www.millfields.hackney.sch.uk E-mail: info@millfields.hackney.sch.uk





Millfields
Community School
Hilsea Street
Hackney
E5 0SH
TEL : 020 8985 7898

Millfields Musical Magnificence








It has been another busy week at Millfields, especially for all our cycling community! Lots of the Year 5 children have been taking part in Bikeability lessons — learning how to have a road-worthy bike and how to ride safely on the roads. Well done to all the children who successfully completed the course. Yesterday, 36 of the Year 5 children also took part in Bike Around the Borough — an event that takes place every year! Hundreds of Hackney school children take to the roads for a mass ride around the borough, organised by the Council to provide a chance for students to practice the skills they've learned through national standards cycle training and to help them see how easy it is to travel around Hackney by bike. The riders started at Hackney Downs, travelling from there to Clissold Park, before heading on to London Fields, past Hackney Town Hall and back to Hackney Downs. Then today, many of our Cycling Team have taken part in a sponsored cycle ride — they did the last 10 miles of a 50 mile ride and have so far raised an amazing £1,750. Thanks to all the families and friends who have donated. They had beautiful weather today and cycled up the towpath to Ware. They hope to reach their target of £1950 by the end of today in order to raise money for World Bicycle Relief that will provide 20 bikes for children to ride to school in poorer countries across the world. If you can and would like to help, please click on the link: <https://www.justgiving.com/Millfields50miles>. Thank you so much to parents, Paul and Nicky, who organised the whole thing and to all the parents and staff

Important Dates

Summer Fair
Saturday 29th June

Sports Week
1st—5th July

Safety Awareness Week
8th—12th July

London Day
18th July

First day of Autumn Term
Weds 4th September

Attendance

Week beg: 17th June

Our school target: 96.5%

Last week: 95.1 %

Winning classes:


KS1 Brown (98.3%)

KS2 Macintosh (99.1%)

Well done!

Tuck Shop





swatson@millfields.hackney.sch.uk

Assistant Head/Phase Lead for Upper Key Stage 2

kfry@millfields.hackney.sch.uk

SENCO - Special educational needs coordinator



cgreen@millfields.hackney.sch.uk

Senior Admin Officer - Attendance/Admissions

iudeaja@millfields.hackney.sch.uk

Extended School Manager/Clubs

Questions

